

Lead-Carbon Battery LLC-800



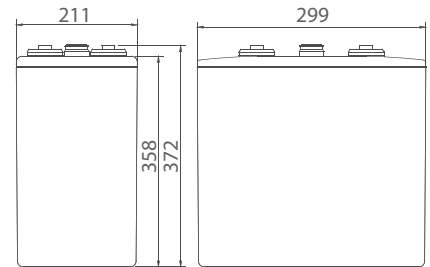
Main Applications

- ▣ Renewable energy (wind & solar) storage system
- ▣ Peak shifting of electrical power system
- ▣ Frequency regulation and load following service
- ▣ Smart-grid & micro-grid sites
- ▣ Off-grid & bad-grid sites

Benefits

- ▣ Extra long life design, design life is 20 years
- ▣ Superior PSoC and deep cycling performance
- ▣ Excellent quick charge performance, reduce charging time by 30%
- ▣ High potential fuel savings when used with hybrid genset applications

Dimensions



Technical Parameters

Nominal Voltage	2 V
Capacity	800 Ah @ 10hr to 1.80 V@ 25°C (77°F)
Weight	59.0 kg (130.1 lbs)
Dimensions	Length: 299 mm (11.77 in) Width: 211 mm (8.31 in) Height: 358 mm (14.09 in) Total height: 372 mm (14.65 in)
Internal Resistance (full charged)	0.24 mΩ
Short- circuit Current	8800 A
Self Discharge @25°C(77°F)	Less than 4% after 30 days storage
Operating Temperature Range	Discharge: -40°C ~ 50°C(-40°F ~ 122°F) Charge: -20°C ~ 45°C(-4°F ~ 113°F) Storage:-20°C ~ 40°C(-4°F ~ 104°F)
Recommended Operating Temperature	15°C ~ 25°C (59°F ~ 77°F)
Recommended Charging Current	120 A
Maximum Charging Current	240 A
Charging Voltage @25°C(77°F)	Float: 2.23 V/cell Equalize: 2.35 V/cell
Terminal	M8
Container Materials	ABS/ABS V0 (Optional)
Capacity Affected by Temperature(C ₁₀)	105% @ 40°C(104°F) 85% @ 0°C(32°F) 60% @ -20°C(-4°F)
Design Life @25°C(77°F)	20 years

Certification

- IEC 61427
- IEC 60896
- UL
- CE

Technical Features

- ▣ Adopt lead- carbon capacitance technology, reduce the cathode sulphation, ideal for PSoC cycle application and can deliver 4~5 times better cyclic life compared with normal VRLA
- ▣ Better charge acceptability and faster recharge performance
- ▣ Exquisite design for premium quality, high reliability and stability

Lead-Carbon Battery LLC-800



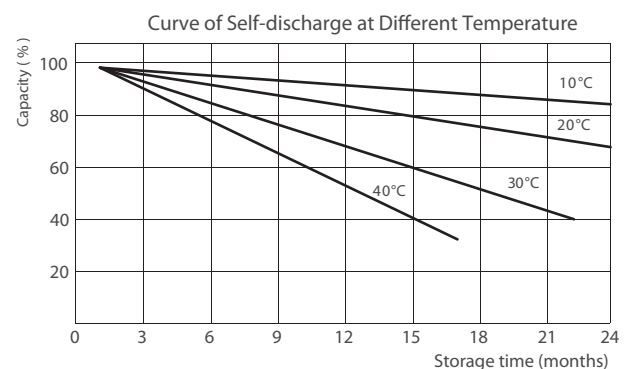
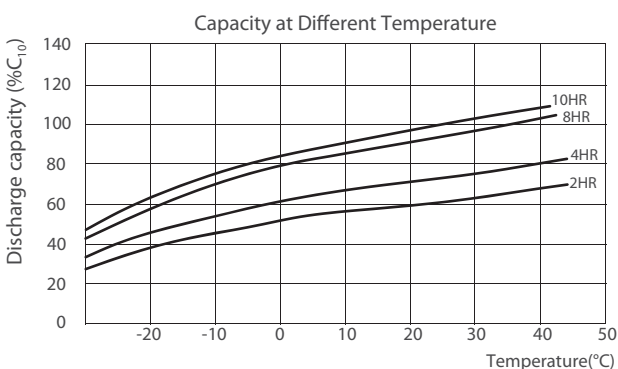
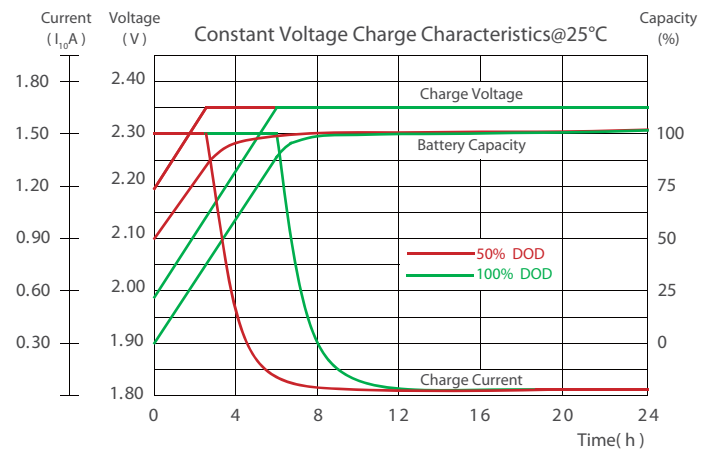
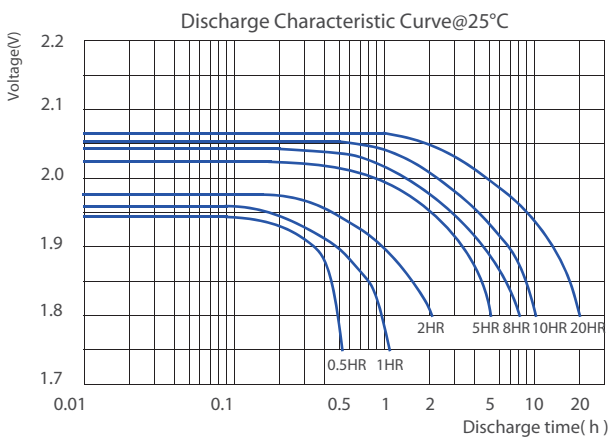
Constant Current Discharge Characteristics Unit: A (25°C, 77°F)

F.V/Time	15min	30min	1hr	3hr	5hr	8hr	10hr	20hr	48hr
1.75V	1005	674	448	209	145	102	85	46.2	19.7
1.80V	907	632	421	202	142	101	83	45.4	19.4
1.85V	784	563	381	191	137	96	82	43.8	18.7
1.90V	595	484	337	165	115	82	67	38.9	18.2

Constant Power Discharge Characteristics Unit: W/cell (25°C, 77°F)

F.V/Time	15min	30min	1hr	3hr	5hr	8hr	10hr	20hr	48hr
1.75V	1686	1333	837	416	278	190	168	90.4	41.2
1.80V	1607	1162	821	406	276	189	165	89.6	40.4
1.85V	1463	1085	803	390	266	186	158	85.0	38.9
1.90V	1146	877	698	362	253	171	147	77.1	36.4

Performance Curve



*Declaration:

This information is generally descriptive only and is not intended to make or imply any representation, guarantee or warranty with respect to any cells and batteries. Cell and battery designs/specifications are subject to modification without notice. Contact CHINASHOTO for the latest information.

Welcome to Visit : www.chinashoto.com